

RICHIEDENTE
APPLICANT / CLIENT

.....
.....
.....



TIMBRO / CUSTOMER'S SEAL / TAMPON

MODELLO
MODEL / MODELE **DADO MAXI : DM-PSO**

ALTEZZA
HEIGHT / HAUTEUR

mm.



NON REVERSIBILE
NON-REVERSIBLE / NON REVERSIBLE

LASTRA
GLASS / VERRE

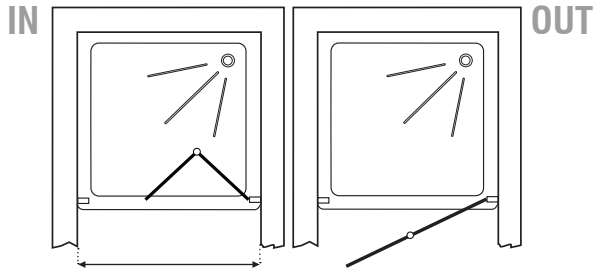
COLORE
COLOUR / COULEUR

NOTE / NOTES / NOTES

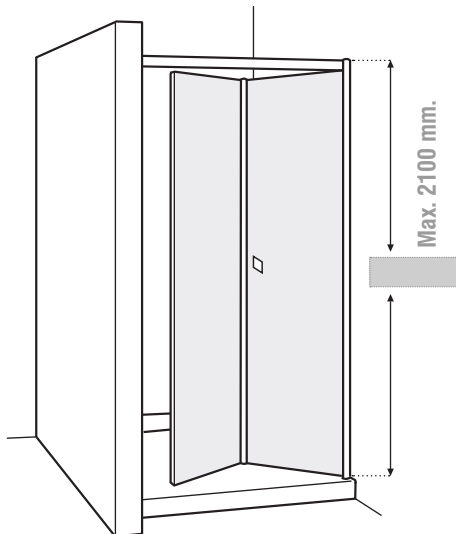
.....
.....
.....



VERSIONE DESTRA (DX)
RIGHT HANDED (RH) / VERSION DROITE (DR)



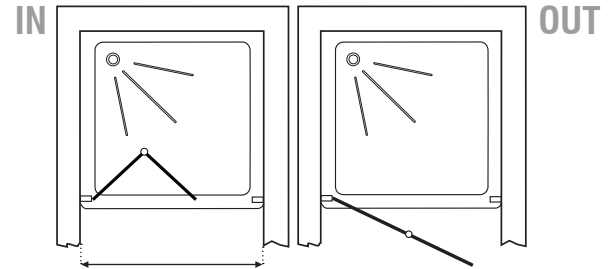
Max. 1100/Min. 660 mm.



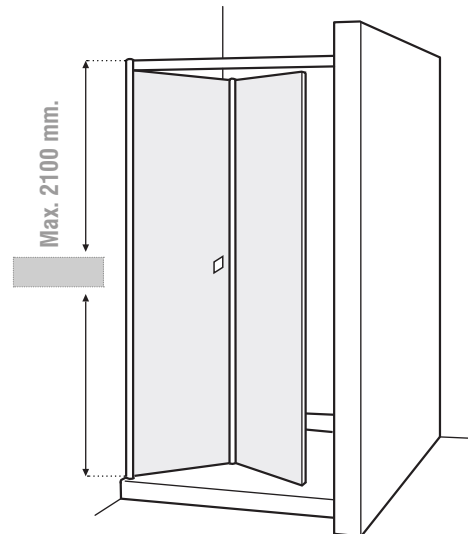
Max. 2100 mm.



VERSIONE SINISTRA (SX)
LEFT HANDED (LH) / VERSION GAUCHE (GA)



Max. 1100/Min. 660 mm.



Max. 2100 mm.

DATA - DATE - DATE

ver. 05/2020