

**RICHIEDENTE**  
APPLICANT / CLIENT

.....  
.....  
.....



TIMBRO / CUSTOMER'S SEAL / TAMPON

**MODELLO** **GAIA : GA-PSC**  
MODEL / MODELE

**ALTEZZA**  
HEIGHT / HAUTEUR ..... mm.



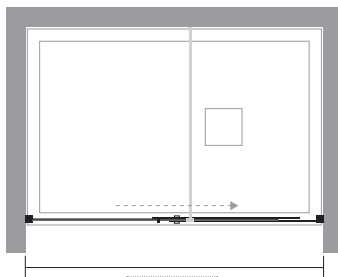
**NON REVERSIBILE**  
NON-REVERSIBLE / NON REVERSIBLE

**LASTRA**  
GLASS / VERRE .....

**COLORE**  
COLOUR / COULEUR .....

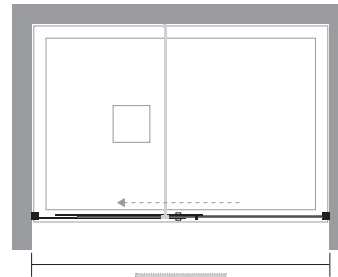
**NOTE** / NOTES / NOTES  
.....  
.....  
.....

**VERSIONE DESTRA (DX)**  
RIGHT HANDED (DX) / VERSION DROITE (DX)



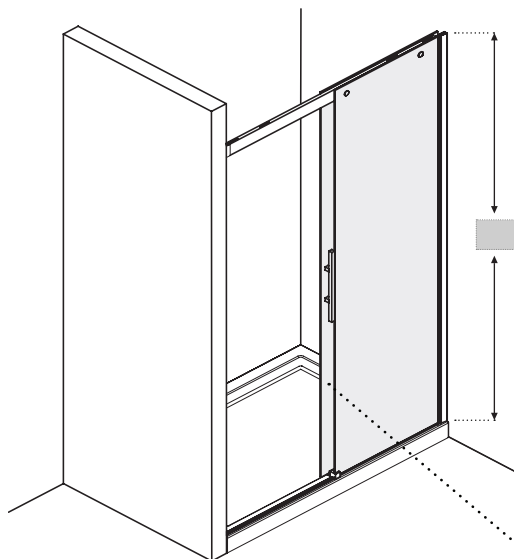
min 910 / max 2400 mm.

**VERSIONE SINISTRA (SX)**  
LEFT HANDED (SX) / VERSION GAUCHE (SX)



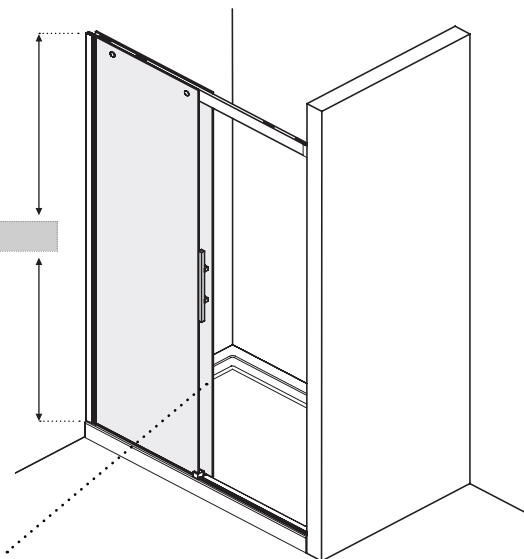
min 910 / max 2400 mm.

**Attenzione ! Per modelli superiori a 1750 mm. aumenta solo la larghezza del fisso**  
Note: for models > 1750 mm only the fixed panel increases in dimension  
Attention: pour modèles sup. à 1750 mm, c'est la dimension du fixe qui augmente



max 2100 mm.

Anta / Door / Porte  
L max 770 mm.



DATA - DATE - DATE .....