

RICHIEDENTE
APPLICANT / CLIENT

.....
.....
.....



TIMBRO / CUSTOMER'S SEAL / TAMPON

MODELLO **OTTAVIO : OT-PSC**
MODEL / MODELE

ALTEZZA
HEIGHT / HAUTEUR mm.



NON REVERSIBILE
NON-REVERSIBLE / NON REVERSIBLE

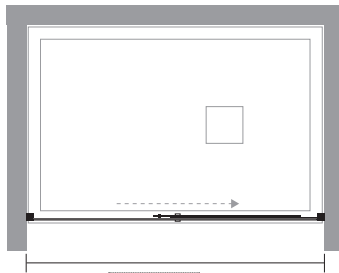
LASTRA
GLASS / VERRE

COLORE
COLOUR / COULEUR

NOTE / NOTES / NOTES

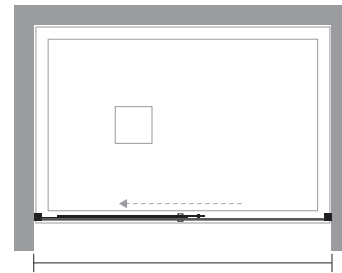
.....
.....
.....

VERSIONE DESTRA (DX)
RIGHT HANDED (DX) / VERSION DROITE (DX)



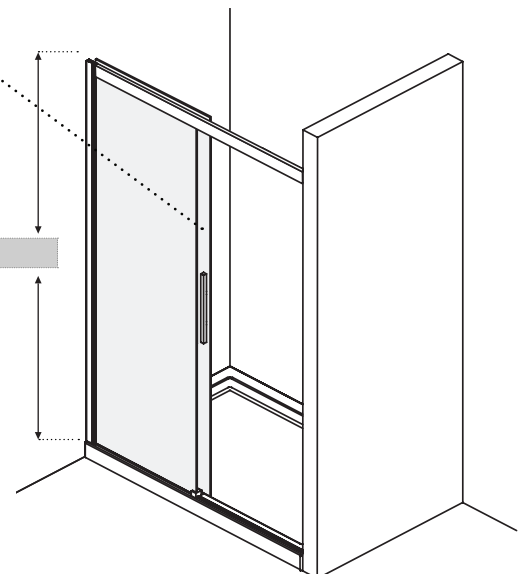
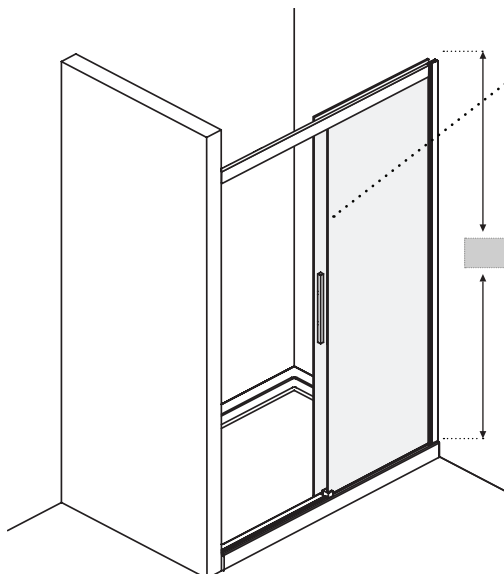
min 800 / max 1800 mm.

VERSIONE SINISTRA (SX)
LEFT HANDED (SX) / VERSION GAUCHE (SX)



min 800 / max 1800 mm.

Anta / Door / Porte
L max 767 mm



max 2100 mm.

DATA - DATE - DATE

ver. 05/2020