



CON PROFILO VERTICALE

MORK





CON PROFILO VERTICALE

chiusura magnetica del modello IN/OUT  
perno di rotazione inferiore con protezione laterale


*magnetic closure of the IN / OUT model  
lower hinge with side protection*





CON PROFILO VERTICALE

tappi di chiusura per profili vertical  
doppia maniglia esterna/interna interasse 32 cm  
*caps for vertical profiles  
double external/internal handle interaxe 32 cm*



apertura battente  
hinged door



MORK





## CARATTERISTICHE FEATURES


- H cm 200** ALTEZZA PARETI DOCCIA  
SHOWER DOOR HEIGHT
- 6mm** SPESSORE LASTRA  
GLASS DEPTH
- REV** REVERSIBILE  
REVERSIBLE

## INFO TECNICHE TECHNICAL INFORMATION

- REGOLAZIONE FUORI SQUADRO**  
OFF-SQUARE REGULATION
- EST cm** ESTENSIBILITÀ 2/4  
EXSTENSIBILITY 2/4
- CHIUSURA MAGNETICA**  
MAGNETIC CLOSURE
- ROTAZIONE A CAMMA**  
CAM ROTATION
- PROFILO TENUTA ACQUA**  
LOW SEAL WATER PROFILE
- MANIGLIE ESTERNA / INTERNA**  
EXTERNAL / INTERNAL HANDLES
- NEVERDROP®** TRATTAMENTO NEVERDROP®  
NEVERDROP® TREATMENT
- MISURE SPECIALI**  
SPECIAL SIZES

### Finiture profili

#### COLORE




### Profiles finishing


#### ABITAT



#### VOGUE

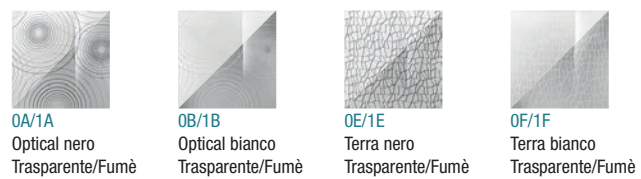


### Vetri



### Glasses

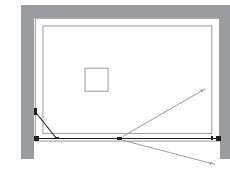
### Decografia



### Decoprinting

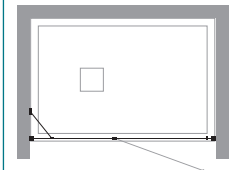
### in nicchia

MO-PIO

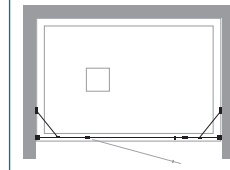


### niche

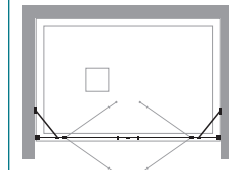
MO-PBA



MO-PFL

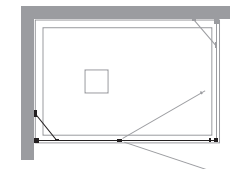


MO-PSA2



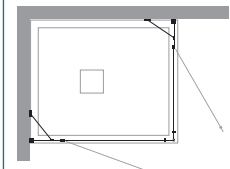
### ad angolo

MO-PIO+MO-FIO

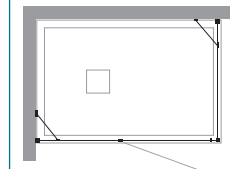


### corner

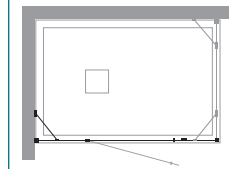
2xMO-PBA



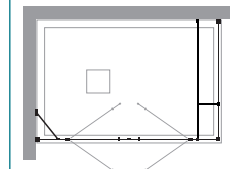
MO-PBA+MO-F



MO-PFL+MO-FA

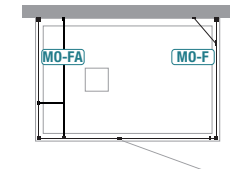


MO-PSA2+MO-FA



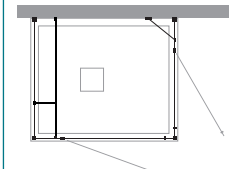
### a tre lati

MO-PBA+MO-F+  
MO-FA



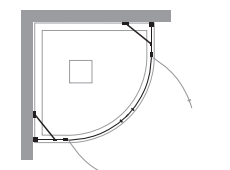
### three sides

2xMO-PBA+MO-FA



### semicircolari

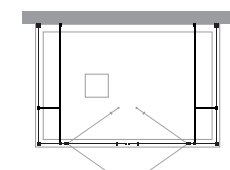
MO-TBA2



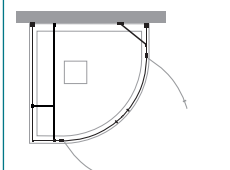
### quadrant

### installazioni particolari special installations

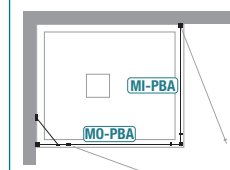
MO-PSA2+2xMO-FA



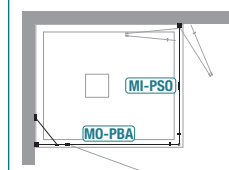
MO-TBA2+MO-FA



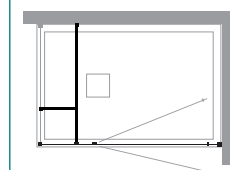
MO-PBA+MI-PBA



MO-PBA+MI-PSO



MO-PIO+MO-FA



### importante

per installazioni particolari richiedere fattibilità all'ufficio tecnico TDA. Alcune configurazioni necessitano di elementi aggiuntivi

contact TDA technical office for particular installation. More elements could be needed

### important

ordini per pareti doccia speciali inoltrati senza relativo disegno **NON** vengono prodotti

orders for special shower walls forwarded without related design are **NOT** produced