

NEW



TDA

PARETI DOCCIA / LUGLIO_23
SHOWER ENCLOSURES / JULY_23

Novità 07 | 2023

La costante ricerca e l'attenzione completa alle esigenze dei nostri clienti ci spingono ad affinare continuamente i nostri prodotti per garantire soluzioni di progettazione di eccellenza nell'ambiente bagno. In questo update trovate le nuove versioni delle pareti doccia: Italo, Vito, Frigo e Font.

Disponibili da Luglio 2023

New in 07 | 2023

Our relentless motivation and the desire to uncover the most fitting answers to our customers' needs, is what drives us to keep improving our products and to guarantee optimal project solutions for your bathroom. In this update you'll find the new versions of our shower enclosures: Italo, Vito, Frigo and Font.

Available from July 2023



Indice / Index

NEW	06-07
ITALO (IT-225 / IT-C225)	08-17
VITO	18-27
FRIGO	28-39
FONT	40-49
Riepilogo / Summary	50-54

Listino Pareti doccia.021 da Luglio_023

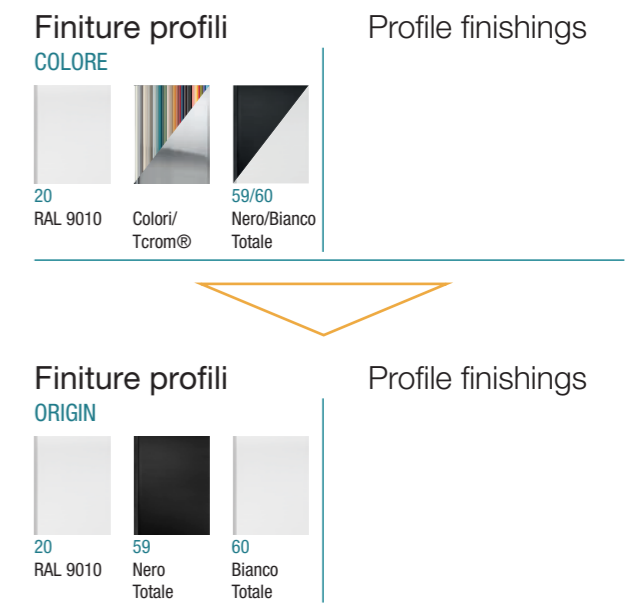
per tutte le serie:

- . la fascia **COLORE** cambia nome e diventa **ORIGIN**
- . nella fascia **ORIGIN** ci sono:
 - 20 RAL 9010
 - 59 Nero Totale
 - 60 Bianco Totale
- . la finitura **Colori/Tcrom®** non è più disponibile

Price list Shower enclosures.021 from July_023

for all series:

- . the price range **COLORE** changes its name to **ORIGIN**
- . in the price range **ORIGIN** there are:
 - 20 RAL 9010
 - 59 Nero Totale
 - 60 Bianco Totale
- . the finish **Colori/Tcrom®** is no longer available



la finitura profilo **20 RAL 9010**
non è più disponibile nelle serie
Italo / Rocco / Mork / Mindy

the profile finish **20 RAL 9010**
is no longer available in the series
Italo / Rocco / Mork / Mindy



il vetro con serigrafia **10 FROZEN**
non è più disponibile per tutte le serie

glass with screen printing **10 FROZEN**
is no longer available for all series



il vetro con serigrafia **11 FLACK**
sarà disponibile solo sui modelli:
Dado Maxi **DM-PSC / DM-ASC / DM-F**
Italo **IT-6 / IT-8 / IT-10 / IT-C8 / IT-C10**
Leo **L-6**

glass with screen printing **11 FLACK**
will be available only on the models:
Dado Maxi **DM-PSC / DM-ASC / DM-F**
Italo **IT-6 / IT-8 / IT-10 / IT-C8 / IT-C10**
Leo **L-6**



NEW



Walk-in installazione centrale
 profilo Tbronz® / vetro Fumè
 Piatto doccia AMBROGIO

Walk-in central installation
 Tbronz® profile / Fumè glass
 Shower tray AMBROGIO



Walk-in installazione laterale
 profilo Amber / vetro Trasparente
 Piatto doccia ARTURO

Walk-in side installation
 Amber profile / Trasparente glass
 Shower tray ARTURO

NEW

Italo
 IT-225 / IT-C225

Listino Pareti doccia.021
 Price List Shower enclosures.021
 pag. 78/86

Finiture profili

ORIGIN




59
 Nero
 Totale



60
 Bianco
 Totale

Profile finishings

ABITAT



27
 Tcrom®



21
 Tinox®



22
 Tbronz®

VOGUE



61
 Orosatinato



62
 Ororosa



63
 Cromonero



Colori
 Totale

Vetri



30
 Trasparente



29
 Fumè

Glasses



CARATTERISTICHE FEATURES

H cm ALTEZZA PARETI DOCCIA 200/225
SHOWER DOOR HEIGHT 200/225

SP mm SPESSORE LASTRA 6/8/10
GLASS DEPTH 6/8/10

REV REVERSIBILE
REVERSIBLE

INFO TECNICHE TECHNICAL INFORMATION

REGOLAZIONE FUORI SQUADRO
OFF-SQUARE REGULATION

1 cm ESTENSIBILITÀ
EXTENSIBILITY

NEVERDROP® TRATTAMENTO NEVERDROP®
NEVERDROP® TREATMENT

L/H MISURE SPECIALI
SPECIAL SIZES


Finiture profili

Profile finishings




Vetri

Glasses



Decografia

Decoprinting



installazioni previste allowed installations

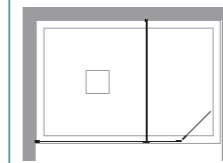
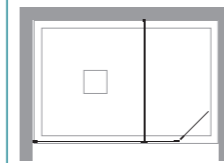
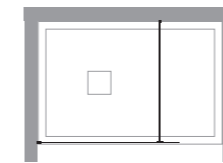
in nicchia

niche

IT-6/8/10/225

IT-6+B-6

IT-8+B-6



ad angolo

corner

IT-6/8/10/225

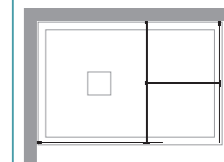
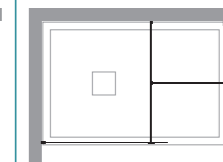
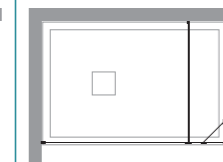
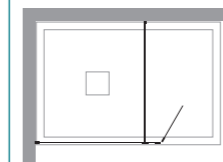
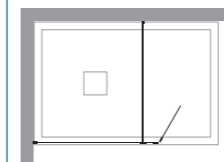
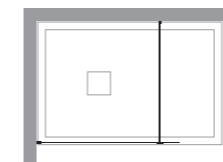
IT-6+B-6

IT-8+B-6

IT-6+L-6

IT-6+IT-6

IT-8+IT-8



ad angolo

corner

IT-10+IT-10

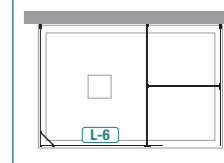
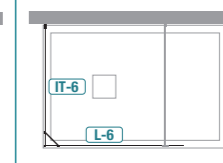
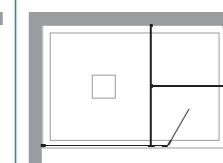
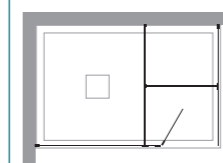
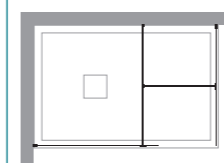
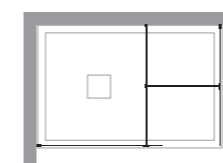
IT-225+IT-225

IT-6+IT-6+B-6

IT-8+IT-8+B-6

L-6+IT-6

L-6+IT-6+IT-6



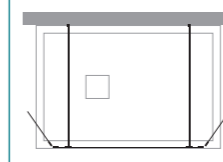
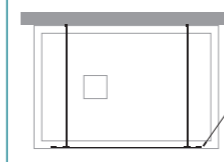
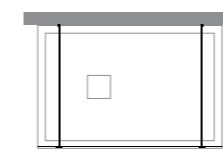
centrale

central

IT-C6/C8/C10/C225

IT-C8+B-6

IT-C8+B-6+B-6



installazioni particolari special installations

importante

important

per installazioni particolari richiedere fattibilità all'ufficio tecnico TDA. Alcune configurazioni necessitano di elementi aggiuntivi

ordini per pareti doccia speciali inoltrati senza relativo disegno **NON** vengono prodotti

contact TDA technical office for peculiar installations. Additional elements could be needed

orders for special shower walls forwarded without related designs will **NOT** be produced

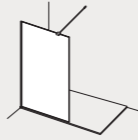
vetro 29 Fumè disponibile anche sui modelli IT-225 e IT-C225

glass 29 Fumè also available on IT-225 and IT-C225 models

NEW

NEW

NEW



incluso

included



disponibile

available



Misure standard

Standard sizes

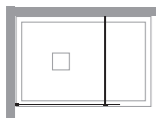
Codice Code	estensibilità extensibility	Finiture profili Profile finishings	30	29
07W030030	28-29	origin abitat vogue		
07W030040	38-39	origin abitat vogue		
07W030050	48-49	origin abitat vogue		
07W030060	58-59	origin abitat vogue		
07W030070	68-69	origin abitat vogue		
07W030080	78-79	origin abitat vogue		
07W030090	88-89	origin abitat vogue		
07W030100	98-99	origin abitat vogue		
07W030110	108-109	origin abitat vogue		
07W030120	118-119	origin abitat vogue		
07W030140	138-139	origin abitat vogue		
07W030160	158-159	origin abitat vogue		

NEW

installazioni

laterale side

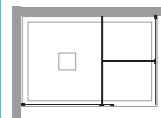
IT-225



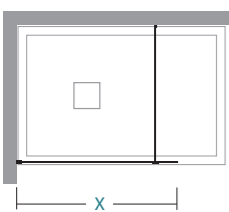
installations

ad angolo corner

IT-225+IT-225



informazioni



information

walk-in
walk-in

X	nr	Kg max	X	nr	Kg max
28-29	1	15	88-89	1	41
38-39	1	19	98-99	1	45
48-49	1	24	108-109	1	50
58-59	1	28	118-119	1	54
68-69	1	32	138-139	1	63
78-79	1	37	158-159	1	71

X lunghezza parete doccia\ shower wall length

05 acrilico satin	06 atelier	11 flack	12 reflex	16 satinato	29 fumè	30 trasparente	31 extrachiaro	32 cincillà	34 stampato c
----------------------	---------------	-------------	--------------	----------------	------------	-------------------	-------------------	----------------	------------------

origin 59 Nero / 60 Bianco	abitat 27 Tcrom® / 21 Tinox® / 22 Tbronz®	vogue 61 Orosatinato / 62 Ororosa / 63 Cromonero / Colori Totale
-------------------------------	--	---

Misure speciali L

Special sizes L

Codice Code	su misura bespoke	Finiture profili Profile finishings	30	29
07W039001	L < 30	origin abibat vogue		
07W039001	31 < L < 60	origin abibat vogue		
07W039001	61 < L < 100	origin abibat vogue		
07W039001	101 < L < 140	origin abibat vogue		
07W039001	141 < L < 160	origin abibat vogue		
07W039001	161 < L < 180	origin abibat vogue		

NEW

attenzione

NON abbinabile a Bella B-6
e Leo L-6

NOT to match with Bella B-6
and Leo L-6

warning

inclusi: tiranti di rinforzo L
100 cm accorciabile e bloc-
chetto deviatore a croce

included: L 100 cm return-to-
wall bar + T connection part

il prezzo della L speciale va
trovato nella tabella Misure
speciali L in base alla L della
parete doccia

special price for L is to be
found in **Special sizes L** as
per L needed size

Misure speciali
Special sizes

L max 180 cm

supplementi

Sigillante SPARTAN®
Sealant SPARTAN®

36B010010

supplements

ricambi-Nevedrop-Spartan
spare parts 94

schede rilievo misure
measurement form 97

schede installazione
installation form 631

profili speciali
special profiles 637

05 acrilico satin 06 atelier 11 flack 12 reflex 16 satinato 29 fumè 30 trasparente 31 extrachiaro 32 cincillà 34 stampato c

origin abitat vogue
59 Nero / 60 Bianco 27 Tcrom® / 21 Tinox® / 22 Tbronz® 61 Orosatinato / 62 Ororosa / 63 Cromonero / Colori Totale



Walk-in installazione laterale
profilo Ororosa / vetro Trasparente
Piatto doccia ADELMO

Walk-in side installation
Ororosa profile / Trasparente glass
Shower tray ADELMO



Walk-in installazione centrale
 profilo Ororosa / vetro Reflex
 Piatto doccia AURELIO

Walk-in central installation
 Ororosa profile / Reflex glass
 Shower tray AURELIO



Walk-in installazione laterale
 profilo Pistacho / vetro Trasparente
 Piatto doccia AURELIO

Walk-in side installation
 Pistacho profile / Trasparente glass
 Shower tray AURELIO

NEW

Vito

Listino Pareti doccia.021
 Price List Shower enclosures.021
 pag. 108

Finiture profili

ORIGIN




59
 Nero
 Totale



60
 Bianco
 Totale

Profile finishings


ABITAT



27
 Tchrom®



21
 Tinox®



22
 Tbronz®

VOGUE



61
 Orosatinato



62
 Ororosa



63
 Cromonero



Colori
 Totale

Vetri



30
 Trasparente



29
 Fumè

Glasses



12
 Reflex




CARATTERISTICHE FEATURES

- H cm 200** ALTEZZA PARETI DOCCIA
SHOWER DOOR HEIGHT
- SP mm** SPESSORE LASTRA 6/8
GLASS DEPTH
- REV** REVERSIBILE
REVERSIBLE

INFO TECNICHE TECHNICAL INFORMATION

- 1 cm** REGOLAZIONE FUORI SQUADRO
OFF-SQUARE REGULATION
- 1 cm** ESTENSIBILITÀ
EXTENSIBILITY
- DEC** DECOGRAFIA
DECOPRINTING
- NEVERDROP®** TRATTAMENTO NEVERDROP®
NEVERDROP® TREATMENT

Finiture profili Profile finishings



Vetri Glasses

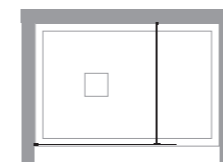


Decografia Decoprinting



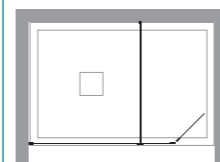
in nicchia

VI-6/8



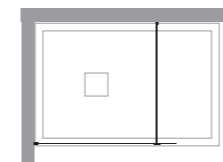
niche

VI-6+B-6



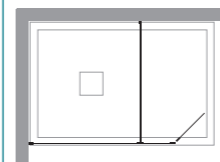
ad angolo

VI-6/8

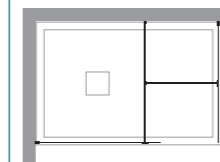


corner

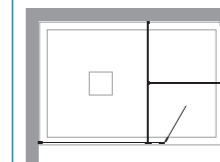
VI-6+B-6



VI-6+VI-6

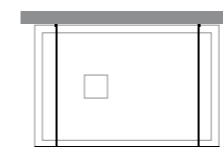


VI-6+VI-6 +B-6



centrale

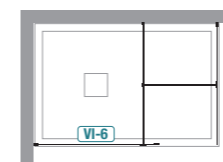
VI-C8



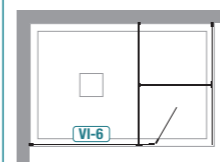
central

installazioni particolari special installations

VI-6+VI-8



VI-6+B-6+VI-8



importante

per installazioni particolari richiedere fattibilità all'ufficio tecnico TDA. Alcune configurazioni necessitano di elementi aggiuntivi

contact TDA technical office for peculiar installations. Additional elements could be needed

important

ordini per pareti doccia speciali inoltrati senza relativo disegno **NON** vengono prodotti

orders for special shower walls forwarded without related designs will **NOT** be produced



Porta battente curvata + fisso di profondità
 profilo Bianco / vetro Trasparente
 Piatto doccia ARTURO

Curved hinged door + fixed panel
 Bianco profile / Trasparente glass
 Shower tray ARTURO



Porta battente + fisso di profondità
 profilo Nero / vetro Trasparente
 Piatto doccia ARTURO

Hinged door + fixed panel
 Nero profile / Trasparente glass
 Shower tray ARTURO

NEW

Frigo

Listino Pareti doccia.021
 Price List Shower enclosures.021
 pag. 172

Finiture profili

ORIGIN




59
 Nero
 Totale



60
 Bianco
 Totale

ABITAT



27
 Tchrom®



21
 Tinox®



22
 Tbronz®

VOGUE



61
 Orosatinato



62
 Ororosa



63
 Cromonero



Colori
 Totale

Vetri



30
 Trasparente

Glasses



CARATTERISTICHE
FEATURES

- H cm 200** ALTEZZA PARETI DOCCIA
SHOWER DOOR HEIGHT
- 6 mm** SPESSORE LASTRA
GLASS DEPTH
- REV** NON REVERSIBILE
NON-REVERSIBLE

INFO TECNICHE
TECHNICAL INFORMATION

- 90°** VETRO CURVATO 90°
90° CURVED GLASS
- REGOLAZIONE FUORI SQUADRO**
OFF-SQUARE REGULATION
- 2 cm** ESTENSIBILITÀ
EXTENSIBILITY
- CERNIERA FILO VETRO**
FLUSH HINGE
- CHIUSURA MAGNETICA**
MAGNETIC CLOSURE
- PROFILO TENUTA ACQUA**
LOW SEAL WATER PROFILE
- MANIGLIA ESTERNA / POMOLO INTERNO**
EXTERNAL HANDLE / INTERNAL POMMEL
- NEVERDROP®** TRATTAMENTO NEVERDROP®
NEVERDROP® TREATMENT
- MISURE SPECIALI**
SPECIAL SIZES

Finiture profili

Profile finishings



Vetri

Glasses



30
Trasparente

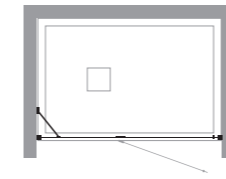
Decografia

Decoprinting

in nicchia

niche

FR-ABA

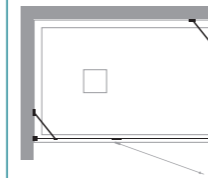
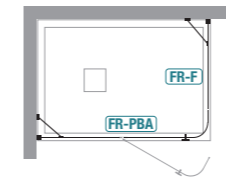


ad angolo

corner

FR-PBA+FR-F

FR-ABA+FR-ABAF



importante

important

ordini per pareti doccia speciali inoltrati senza relativo disegno **NON** vengono prodotti

orders for special shower walls forwarded without related designs will **NOT** be produced



SX
LH

DX
RH

H cm
200

6 mm

REV

incluso included

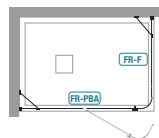
disponibile available

Misure standard			Standard sizes	
Codice SX LH Code	Codice DX RH Code	estensibilità extensibility	Finiture profili Profile finishings	30
01A130080	01A120080	77-79	origin abitat vogue	NEW
01A130090	01A120090	87-89	origin abitat vogue	
01A130100	01A120100	97-99	origin abitat vogue	
01A130110	01A120110	107-109	origin abitat vogue	
01A130120	01A120120	117-119	origin abitat vogue	
01A130130	01A120130	127-129	origin abitat vogue	
01A130140	01A120140	137-139	origin abitat vogue	

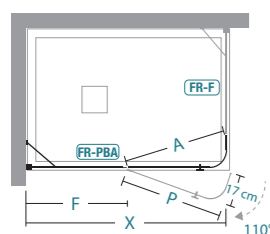
Misure speciali L			Special sizes L	
Codice SX LH Code	Codice DX RH Code	su misura bespoke	Finiture profili Profile finishings	30
01A139001	01A129001	60 < L < 90	origin abitat vogue	NEW
01A139001	01A129001	91 < L < 120	origin abitat vogue	
01A139001	01A129001	121 < L < 150	origin abitat vogue	
01A139001	01A129001	151 < L < 180	origin abitat vogue	

installazioni installations

ad angolo corner
FR-PBA+FR-F



informazioni information



apertura battente
hinged door

- X lunghezza parete doccia \ shower wall length
- A spazio d'entrata \ entrance space
- P lunghezza porta \ door length
- F lunghezza lato fisso \ fixed side length

	X	P/A	F								
	77-79	48/50	28							2	35
	87-89	48/50	38							2	38
	97-99	58/60	38							2	41
	107-109	58/60	48							2	45
	117-119	58/60	58							2	48
	127-129	58/60	68							2	51
	137-139	58/60	78							2	55

attenzione

incluso: supporto di rinforzo regolabile e snodato

included: adjustable bar

warning

specificare se montato a pavimento (vedi pag. 185)

specify any floor installation (see page 185)

il prezzo della L speciale va trovato nella tabella Misure speciali L in base alla L della parete doccia

special price for L is to be found in Special sizes L as per L needed size

Misure speciali
Special sizes

L max 180 cm
L min 60 cm

supplementi

Profilo di compensazione 2 cm
Extension profile 2 cm

37P019219

supplements

Sigillante SPARTAN®
Sealant SPARTAN®

36B010010

ricambi-Neversdrop-Spartan
spare parts 182

schede rilievo misure
measurement form 185

schede installazione
installation form 631

profili speciali
special profiles 637

05 acrilico satin	06 atelier	11 flack	12 reflex	16 satinato	29 fumè	30 trasparente	31 extrachiaro	32 cincillà	34 stampato c
origin 59 Nero / 60 Bianco			abitat 27 Tcrom® / 21 Tinox® / 22 Tbronz®			vogue 61 Orosatinato / 62 Ororosa / 63 Cromonero / Colori Totale			





SX
LH



DX
RH

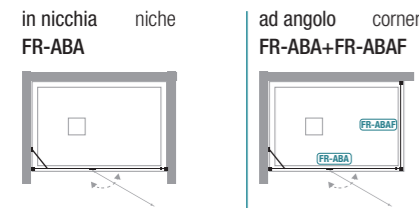
incluso included

disponibile available

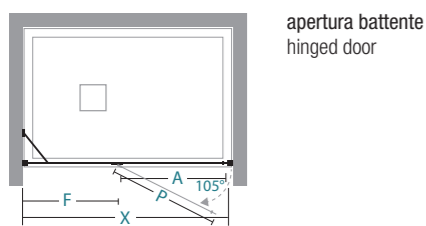
Misure standard			Standard sizes	
Codice SX LH Code	Codice DX RH Code	estensibilità extensibility	Finiture profili Profile finishings	30
01A150080	01A140080	77,5-79,5	origin abitat vogue	NEW
01A150090	01A140090	87,5-89,5	origin abitat vogue	
01A150100	01A140100	97,5-99,5	origin abitat vogue	
01A150110	01A140110	107,5-109,5	origin abitat vogue	
01A150120	01A140120	117,5-119,5	origin abitat vogue	
01A150130	01A140130	127,5-129,5	origin abitat vogue	
01A150140	01A140140	137,5-139,5	origin abitat vogue	

Misure speciali L			Special sizes L	
Codice SX LH Code	Codice DX RH Code	su misura bespoke	Finiture profili Profile finishings	30
01A159001	01A149001	60 < L < 90	origin abitat vogue	NEW
01A159001	01A149001	91 < L < 120	origin abitat vogue	
01A159001	01A149001	121 < L < 150	origin abitat vogue	
01A159001	01A149001	151 < L < 180	origin abitat vogue	

installazioni installations



informazioni information



	X	A	F	P					
	77,5-79,5	46	28	48,5					
	87,5-89,5	56	28	58,5					
	97,5-99,5	56	38	58,5					
	107,5-109,5	56	48	58,5					
	117,5-119,5	66	48	68,5					
	127,5-129,5	66	58	68,5					
	137,5-139,5	66	68	68,5					

X lunghezza parete doccia \ shower wall length
A spazio d'entrata \ entrance space
F lunghezza lato fisso \ fixed side length
P lunghezza porta \ door length

attenzione

incluso: supporto di rinforzo regolabile e snodato

included: adjustable bar

warning

specificare se montato a pavimento (vedi pag. 185)

specify any floor installation (see page 185)

il prezzo della L speciale va trovato nella tabella Misure speciali L in base alla L della parete doccia

special price for L is to be found in Special sizes L as per L needed size

Misure speciali Special sizes									
L max	180 cm								ricambi-Neversdrop-Spartan spare parts 182
L min	60 cm								schede rilievo misure measurement form 185
									schede installazione installation form 631
									profili speciali special profiles 637

supplementi

Profilo di compensazione 2 cm
Extension profile 2 cm


37P019219

supplements

Sigillante SPARTAN®
Sealant SPARTAN®

36B010010

05 acrilico satin	06 atelier	11 flack	12 reflex	16 satinato	29 fumè	30 trasparente	31 extrachiaro	32 cincillà	34 stampato c
origin 59 Nero / 60 Bianco			abitat 27 Tcrom® / 21 Tinox® / 22 Tbronz®			vogue 61 Orosatino / 62 Ororosa / 63 Cromonero / Colori Totale			



Porta battente
 profilo Havana / vetro Trasparente
 Piatto doccia ADELMO

Hinged door
 Havana profile / Trasparente glass
 Shower tray ADELMO



Porta battente
 profilo Sand / vetro Trasparente
 Piatto doccia ARTURO


Hinged door
 Sand profile / Trasparente glass
 Shower tray ARTURO

NEW



H cm 200 ALTEZZA PARETI DOCCIA
 SHOWER DOOR HEIGHT

incluso / included
 TRATTAMENTO NEVERDROP®
 NEVERDROP® TREATMENT

Finiture profili
 ORIGIN




Profile finishings
 ABITAT




Font

Vetri



Glasses





CARATTERISTICHE FEATURES

H cm 200 ALTEZZA PARETI DOCCIA
SHOWER DOOR HEIGHT

6 mm SPESSORE LASTRA
GLASS DEPTH

REV NON REVERSIBILE
NON-REVERSIBLE

INFO TECNICHE TECHNICAL INFORMATION

REGOLAZIONE FUORI SQUADRO
OFF-SQUARE REGULATION

EST cm ESTENSIBILITÀ 3/6
EXTENSIBILITY 3/6

CHIUSURA MAGNETICA
MAGNETIC CLOSURE

PROFILO TENUTA ACQUA
LOW SEAL WATER PROFILE

MANIGLIE ESTERNA / INTERNA
EXTERNAL / INTERNAL HANDLES

MISURE SPECIALI
SPECIAL SIZES


NEVERDROP® TRATTAMENTO NEVERDROP®
NEVERDROP® TREATMENT

NEW

NEW

Finiture profili

Profile finishings



Vetri

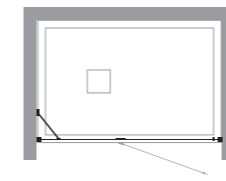
Glasses



in nicchia

niche

FO-PBA

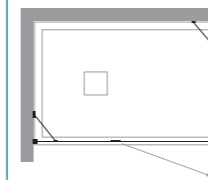
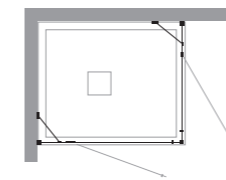


ad angolo

corner

FO-ABA+FO-ABA

FO-ABA+FO-F



importante

important

ordini per pareti doccia speciali inoltrati senza relativo disegno **NON** vengono prodotti

orders for special shower walls forwarded without related designs will **NOT** be produced



incluso included

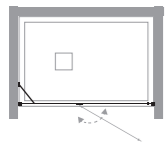


disponibile available



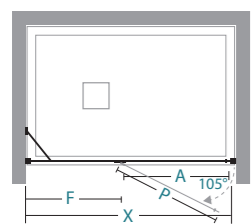
installazioni

in nicchia niche
FO-PBA



installations

informazioni



apertura battente
hinged door

information

	X	A	P	F						
66-72	42	45,5	15,3						1	23
76-82	52	55,5	15,3						1	26
86-92	62	65,5	15,3						1	29
96-102	62	65,5	25,3						1	32
116-122	62	65,5	45,3						1	39

X lunghezza parete doccia\ shower wall length
A spazio d'entrata\ entrance space
P lunghezza porta\ door length
F lunghezza lato fisso\ fixed side length

Misure standard Standard sizes

Codice SX LH Code	Codice DX RH Code	estensibilità extensibility	Finiture profili Profile finishings	30	16	29
10P030080	10P020080	76-82	origin			
			abitat	■		
			vogue			
10P030090	10P020090	86-92	origin			
			abitat	■		
			vogue			
10P030095	10P020095	92-98	origin			
			abitat			
			vogue			
10P030100	10P020100	96-102	origin			
			abitat	■		
			vogue			
10P030110	10P020110	106-112	origin			
			abitat			
			vogue			
10P030120	10P020120	116-122	origin			
			abitat	■		
			vogue			

NEW

Misure speciali L / H Special sizes L / H

Codice SX LH Code	Codice DX RH Code	su misura bespoke	Finiture profili Profile finishings	30	16	29
10P039001	10P029001	61 < L < 90	origin			
			abitat			
			vogue			
10P039001	10P029001	91 < L < 120	origin			
			abitat			
			vogue			
10P039001	10P029001	121 < L < 140	origin			
			abitat			
			vogue			

NEW

attenzione

incluso: supporto di rinforzo regolabile e snodato

included: adjustable bar

warning

il prezzo della H speciale va trovato nella tabella Misure speciali L / H in base alla L della parete doccia

special price for H is to be found in Special sizes L / H as per L needed size

Misure speciali Special size	Disponibilità Availability								
H max 210 cm	■ STOCK Tcrom®								
L min 61 cm									schede rilievo misure measurement form 408
L max 140 cm									schede installazione installation form 631
Profilo di compensazione 3 cm Extension profile 3 cm	Sigillante SPARTAN® Sealant SPARTAN®								profili speciali special profiles 637
35A010200	36B010010								

05	06	11	12	16	29	30	31	32	34
acrilico satin	atelier	flack	reflex	satinato	fumè	trasparente	extrachiaro	cincillà	stampato c
origin				abitat				vogue	
59 Nero / 60 Bianco				27 Tcrom® / 21 Tinox® / 22 Tbronz®				61 Orosatinato / 62 Ororosa / 63 Cromonero / Colori Totale	



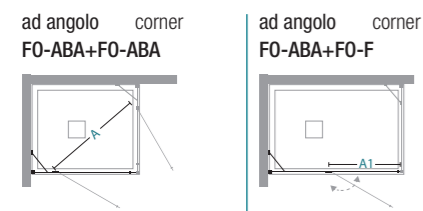
incluso

included

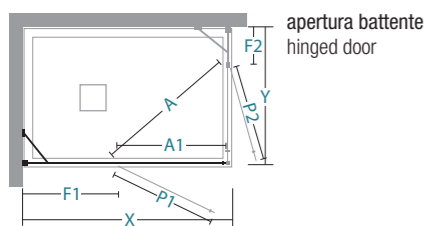
disponibile

available

installazioni installations



informazioni information



X / Y lunghezza parete doccia \ shower wall length
A / A1 spazio d'entrata \ entrance space
P1 / P2 lunghezza porta \ door length
F1 / F2 lunghezza lato fisso \ fixed side length

X/Y	67-75	77-85	87-120	F1/F2	P1/P2	A1			
67-70	A=63			19,3	45,5	44,5		1	23
69-72	A=63			21,3	45,5	44,5		1	23
72-75	A=63			24,3	45,5	44,5		1	24
77-80	A=70	A=77		19,3	55,5	54,5		1	26
82-85	A=70	A=77		24,3	55,5	54,5		1	27
87-90	A=78	A=84	A=91	19,3	65,5	64,5		1	29
97-100	A=78	A=84	A=91	29,3	65,5	64,5		1	32
117-120	A=78	A=84	A=91	49,3	65,5	64,5		1	38

Misure standard Standard sizes

Codice SX LH Code	Codice DX RH Code	estensibilità extensibility	Finiture profili Profile finishings	30	16	29
10A030070	10A020070	67-70	origin abitat vogue			
10A030080	10A020080	77-80	origin abitat vogue	■		
10A030090	10A020090	87-90	origin abitat vogue	■		
10A030095	10A020095	92-95	origin abitat vogue			
10A030100	10A020100	97-100	origin abitat vogue	■		
10A030110	10A020110	107-110	origin abitat vogue	■		
10A030120	10A020120	117-120	origin abitat vogue	■		
10A030140	10A020140	137-140	origin abitat vogue			

NEW

Misure speciali L / H Special sizes L / H

Codice SX LH Code	Codice DX RH Code	su misura bespoke	Finiture profili Profile finishings	30	16	29
10A039001	10A029001	61 < L < 90	origin abitat vogue			
10A039001	10A029001	91 < L < 120	origin abitat vogue			
10A039001	10A029001	121 < L < 140	origin abitat vogue			

NEW

attenzione

FO-ABA+FO-ABA montato ad angolo su piatto doccia: considerare la misura L appena inferiore di entrambi i lati

FO-ABA+FO-ABA corner installation on tray: consider the lower sizes for both sides

warning

incluso: supporto di rinforzo regolabile e snodato

included: adjustable bar

specificare se montato a pavimento (vedi pag. 408)

specify any floor installation (see page 408)

il prezzo della H speciale va trovato nella tabella Misure speciali L / H in base alla L della parete doccia

special price for H is to be found in Special sizes L / H as per L needed size

Misure speciali Special sizes	Disponibilità Availability				
H max 210 cm L min 61 cm L max 140 cm	■ STOCK Tcrom®				

supplementi supplements











Profilo di compensazione 3 cm Extension profile 3 cm	Sigillante SPARTAN® Sealant SPARTAN®				
35A010200	36B010010				

schede rilievo misure
measurement form 408

schede installazione
installation form 631

profili speciali
special profiles 637

05 acrilico satin	06 atelier	11 flack	12 reflex	16 satinato	29 fumè	30 trasparente	31 extrachiaro	32 cincillà	34 stampato c
origin 59 Nero / 60 Bianco			abitat 27 Tcrom® / 21 Tinox® / 22 Tbronz®			vogue 61 Orosatinato / 62 Ororosa / 63 Cromonero / Colori Totale			

		origin			abitat			vogue					inox
													
		20 RAL 9010	59 Nero Totale	60 Bianco Totale	21 Tinnox®	22 Tbronz®	24 Tbrill®	27 Tcrom®	61 Orosatinato	62 Ororosa	63 Cromonero	Colori.02 Totale	25 Inox
walk-in	IT Italo		●	●	●	●		●	●	●	●	●	
	VI Vito		●	●	●	●		●	●	●	●	●	
	RO Rocco		●	●	●	●		●	●	●	●	●	
con profilo verticale / with vertical profile	EN Enzo		●	●	●	●		●	●	●	●	●	
	FR Frigo		●	●	●	●		●	●	●	●	●	
	IS Inox Scroll												●
	IR Inox Rail												●
	PL Pluma		●	●	●	●		●	●	●	●	●	
	GA Gaia		●	●	●	●		●	●	●	●	●	
	MO Mork		●	●	●	●		●	●	●	●	●	
	MI Mindy		●	●	●	●		●	●	●	●	●	
	VO Volo							●					
	FO Font		●	●	●	●	●	●	●	●	●	●	
con telaio / with frame	OT Ottavio		●	●	●	●		●	●	●	●	●	
	DM Dado Maxi	●	●	●	●	●		●	●	●	●	●	
	DN Dino	●											●
	SD Spado	●											●
	CO Comfort	●						●					

		acrilico						vetro						
		05 Acrilico satin	12 Reflex	16 Satinato	29 Fumé	30 Trasparente	31 Extrachiaro	32 Cincillà	34 Stampato C	11 Flack	06 Atelier	0A / 1A / 0B / 1B Optical	0E / 1E / 0F / 1F Terra	0G/H 1G/H 3G/H Galeotto
walk-in	IT Italo		●	●	● IT-225 IT-C225	●	●			● IT-6 / -8 / -10 IT-C8 / -C10 L-6		●	●	
	VI Vito		●		●	●				●				
	RO Rocco		●	●	●	●	●					●	●	
con profilo verticale / with vertical profile	EN Enzo				●	●	●							
	FR Frigo					●								
	IS Inox Scroll				●	●					●	●		
	IR Inox Rail					●					●	●		
	PL Pluma		●			●					●	●		
	GA Gaia		●	●	●	●					●	●		
	MO Mork		●	●	●	●		●			●	●		
	MI Mindy		●	●	●	●		●			●	●		
	VO Volo			●		●					●	●		
	FO Font			●	●	●	●							
con telaio / with frame	OT Ottavio		●		●	●	●							●
	DM Dado Maxi			●	●	●		●		● DM-PSC / DM-ASC / DM-F				
	DN Dino					●			●					
	SD Spado					●			●					
	CO Comfort	●		●		●		●						

● disponibile
available● non disponibile per misure speciali
not available for special sizes● disponibile solo per misure speciali
available only for special sizes● non disponibile per installazione semicircolare
not available for semicircular installation

VALIDITÀ

Il presente listino decorre da Luglio 2023.

L'azienda si riserva il diritto di apportare modifiche se lo riterrà opportuno per migliorare funzionalità o l'estetica dei propri prodotti, senza darne preavviso.

PREZZI

I prezzi esposti in euro, si intendono quali quotazioni al pubblico e sono sempre escluso I.V.A. ed altri oneri fiscali.

PRODOTTO

Per ogni caratteristica tecnica o dimensionale, fare riferimento al listino prezzi attualmente in vigore.

Le misure indicate sono espresse in centimetri/millimetri, salvo specifica diversa indicazione.

I colori e i materiali delle immagini sono indicativi.

-

VALIDITY

This price list is valid from July 2023.

The company has the right to make changes as it deems appropriate to improve the functionality or aesthetics of its products, without prior notice.

PRICES

The prices displayed in Euros are considered as public quotations and always exclude VAT and other taxes.

PRODUCT

For each technical or dimensional characteristic, please refer to the current price list.

The measurements indicated are expressed in centimeters/millimeters unless otherwise specified.

The colors and materials shown are indicative.

-

VALIDITÉ

Les nouveaux tarifs seront en vigueur à partir du Juillet 2023

La société se réserve le droit d'apporter des modifications si nécessaire afin d'améliorer la fonctionnalité ou l'esthétique de ses produits sans préavis

PRIX

Les prix indiqués en euros sont des prix publics hors T.V.A.

PRODUCTION

Pour chaque caractéristique technique ou dimensionnelle, veuillez consulter le tarif actuellement en vigueur.

Les mesures indiquées sont exprimées en centimètres/millimètres, sauf indication contraire.

Les couleurs et les matériaux des images sont indicatifs.

-

GÜLTIGKEIT

Diese Preisliste ist ab Juli 2023 gültig.

Das Unternehmen behält sich das Recht vor, Änderungen vorzunehmen, wenn es dies für angemessen hält, um die Funktionalität oder Ästhetik seiner Produkte zu verbessern, ohne Vorankündigung.

PREISE

Die angegebenen Preise in Euro gelten als öffentliche Angebote und verstehen sich immer zuzüglich Mehrwertsteuer und anderer Steuern.

PRODUKT

Für jede technische oder dimensionale Eigenschaft beachten Sie bitte die derzeit gültige Preisliste.

Die angegebenen Maße sind in Zentimetern/Millimetern ausgedrückt, sofern nicht anders angegeben.

Die Farben und Materialien auf den Bildern dienen nur zur Veranschaulichung.

TDA srl

Via Circonvallazione, 1
25020 San Gervasio Bresciano (BS) - Italy

Tel . +390309926311

www.tda.it

info@tda.it

